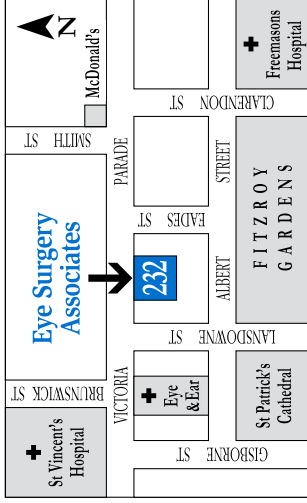


East Melbourne

Level 2, 232 Victoria Parade, East Melbourne 3002

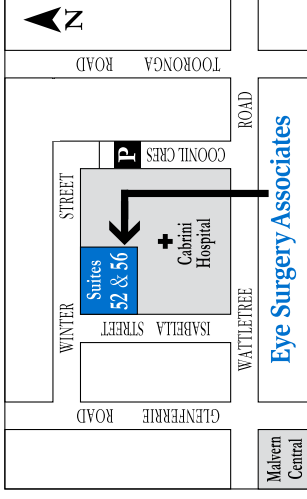


Direct lift and wheelchair access.

MELWAY 2G:B1

Malvern

Consulting Suites 52 & 56, Cabrini Malvern, 183 Wattletree Rd, Malvern 3144



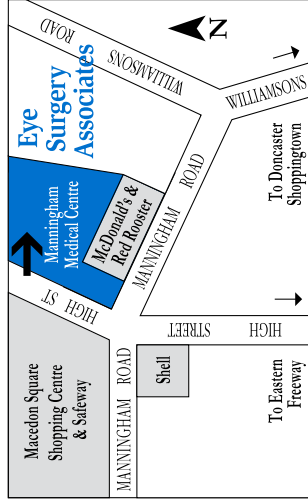
Parking is available for patients.
Wheelchair access.

MELWAY 59:D9

Doncaster

Level 5, Manningham Medical Centre

200 High Street (Cnr Manningham Road) Doncaster 3107



Parking is available beside and under the building.

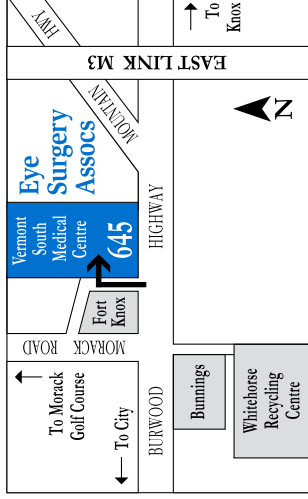
Direct lift and wheelchair access.

MELWAY 33:B9

Vermont South

Level 3, Vermont South Medical Centre

645 Burwood Highway, Vermont South 3133



Parking is available beside and under the building.

Direct lift and wheelchair access.

MELWAY 63:A8