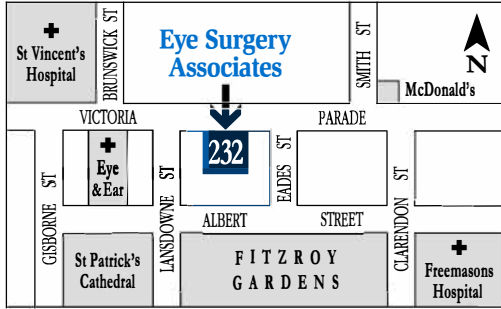




## East Melbourne

Level 2, 232 Victoria Parade, East Melbourne 3002

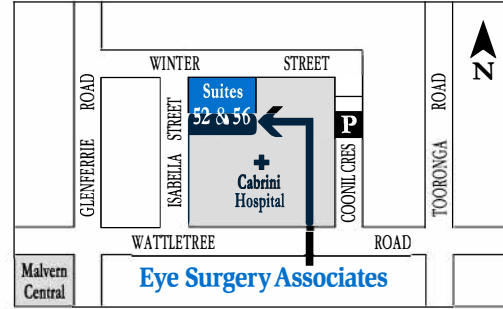


Direct lift and wheelchair access.

**MELWAY 2G:B1**

## Malvern

Consulting Suite 22, Cabrini Malvern, 183 Wattletree Rd, Malvern 3144



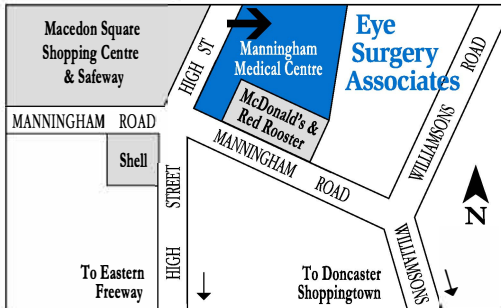
Parking is available for patients.

Wheelchair access.

**MELWAY 59:D9**

## Doncaster

Level 5, Manningham Medical Centre  
200 High Street (Cnr Manningham Road) Doncaster 3107



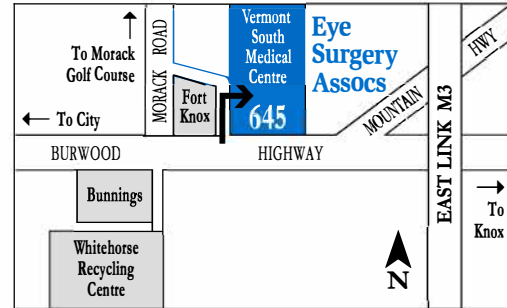
Parking is available beside and under the building.

Direct lift and wheelchair access.

**MELWAY 33:B9**

## Vermont South

Level 3, Vermont South Medical Centre  
645 Burwood Highway, Vermont South 3133



Parking is available beside and under the building.

Direct lift and wheelchair access.

**MELWAY 63:A8**